

Tourism Key Indicators

February 2024

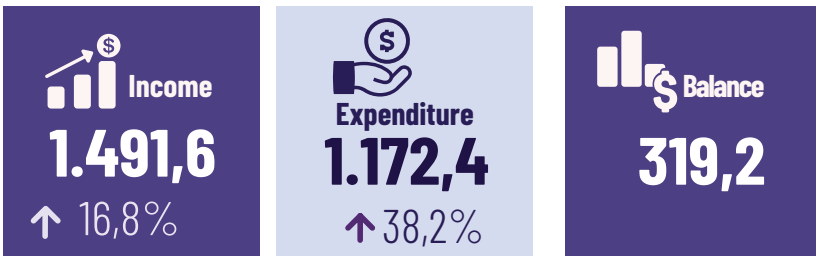
Foreign Currency Income from Tourism

I-III Trimester 2022 - 2023



Tourism Balance (I-III Trimester 2023)

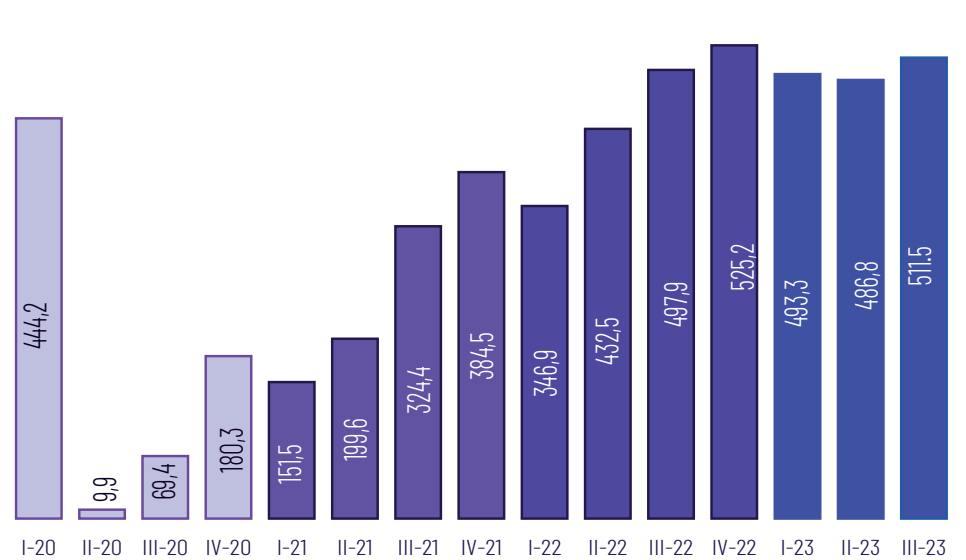
Millions USD.



Source: Central Bank Of Ecuador

Foreign Currency Income

Quarterly (Millions USD.)



Source: Central Bank of Ecuador - Balance of Payments.

Note: Includes travel account and passenger transportation by air.



Source: Exports by Main Product, Quarterly Bulletin of Balance of Payments - Central Bank of Ecuador
Note: *Mining = Mines and Oil

International Tourism Arrivals

January 2024

Foreign travelers



Non-resident travelers



Ranking by country of residence

Position	Country of Residence	Arrivals	Participation %
1.	United States	30.479	31,8%
2.	Colombia	18.838	19,7%
3.	Spain	7.717	8,1%
4.	Peru	7.374	7,7%
5.	China	3.304	3,5%
6.	Canada	3.086	3,2%
7.	Chile	2.668	2,8%
8.	Germany	1.953	2,0%
9.	United Kingdom	1.901	2,0%
10.	Mexico	1.789	1,9%
	Other countries	16.644	17,4%
Total		95.753	100,0%

Source: Ministry of the Interior - Provisional data for years 2023 -2024.
Note: includes all means of transportation: air, waterway, land.

Amount of Sales in Tourism Activities

Annual 2021 - 2022



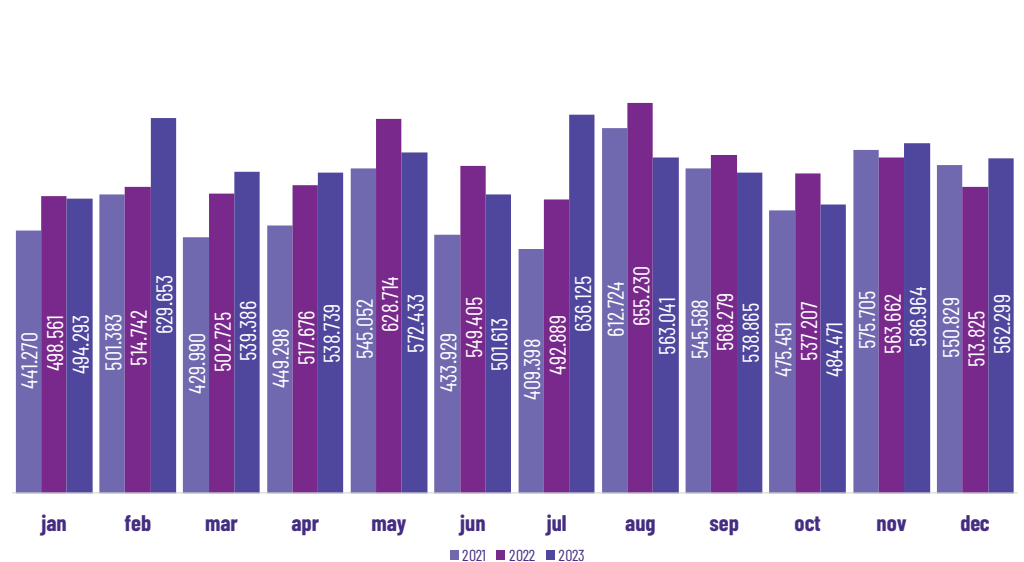
January - December 2022 - 2023



Source: SRI - SAIKU (F104), downloaded on 14/02/2024 - Note: May information pending on update by the SRI

Employment in the tourism sector 2021-2023

(accommodation and food services)



YoY Variation

	jan	feb	mar	apr	may	jun	jul	aug	sep	oct	nov	dec
22/21	13,0%	2,7%	16,9%	15,2%	15,3%	26,6%	20,4%	6,9%	4,2%	13,0%	-2,1%	-6,7%
23/22	-0,9%	22,3%	7,3%	4,1%	-9,0%	-8,7%	29,1%	-14,1%	-5,2%	-9,8%	4,1%	9,4%

Source: INEC (Employment, Unemployment and Underemployment Survey).
Note: Includes tourist and non-tourist employment

Short-term Tourism Index Evolution

